

ABS Ring Applications

MODEL	YEAR	SPECIFICATION	KOTEK #	ID	TEETH
ACURA					
CL	97-99	All Models	ABS-2306-3	3.583	50T
Integra	90-93	ABS-2305	3.242	50T
	90-97	Round Tooth Design	ABS-2304	3.297	50T
	94-99	Square Tooth Design	ABS-2307	3.297	50T
Legend	86-88	All Thick wall	ABS-2301	3.500	50T
	89-90	All Models	ABS-2302	3.583	50T
	91-95	All Models	ABS-2303	3.895	50T
NSX	91-00	All Models	ABS-2303	3.895	50T
RL	96-98	All Models	ABS-2306	3.605	50T
TL	95-98	2.5L	ABS-2306	3.605	50T
Vigor	92-94	All Models	ABS-2302	3.583	50T
	92-94	All Models	ABS-2303	3.895	50T
AUDI					
80,90	88-92	All Models	ABS-3302	2.522	45T
80,90 Quattro	88-92	Front Axle	ABS-3302	2.522	45T
	88-4/88	Rear Axle	ABS-3301	2.520	96T
	5/88-90	Rear Axle	ABS-3302	2.522	45T
100,100 Quattro	89-94	All Models	ABS-3302	2.522	45T
	89-94	Front, Rear	ABS-3302	2.522	45T
200 Turbo Quattro	89-91	Front	ABS-3302	2.522	45T
4000 Quattro	4/85-87	Rear	ABS-3301	2.520	96T
5000, 5000 Turbo Quattro	84-88	All Models	ABS-3301	2.520	96T
	86-88	Front, Rear	ABS-3301	2.520	96T
A4	96-00	2.8L	ABS-3302	2.522	45T
Coupe Quattro	90-91	All Models	ABS-3302	2.522	45T
S4	92-94	All Models	ABS-3302	2.522	45T
V8 Quattro	90-94	All Models	ABS-3302	2.522	45T
BMW					
3 Series	87-90	ABS-3202	78.98	48T
318 Series	84-91	318i	ABS-3201	2.892	48T
	91-92	318ic.....	ABS-3201	2.892	48T
325 Series	84-88	325e	ABS-3201	2.892	48T
	87-91	325i	ABS-3201	2.892	48T
	92-95	325i	ABS-3202	78.98	48T
	87-93	325ic.....	ABS-3201	2.892	48T
	88-91	325ix.....	ABS-3201	2.892	48T
328i, 328ic, 328is	96-98	A/T.....	ABS-3202	78.98	48T
M3	88-91	All Models	ABS-3201	2.892	48T
BUICK					
Century	88-89	Heavy Duty Brakes	ABS-1102	3.230	98T
Electra, LeSabre, Park Avenue, Reatta & Riviera	86-91	Heavy Duty Brakes	ABS-1101-1	3.417	47T
	88-96	Light Duty Brakes.....	ABS-1106	3.401	47T
Regal	92-95	Light Duty Brakes.....	ABS-1107	3.108	47T
	91-95	Light Duty Brakes.....	ABS-1105	3.184	48T
Skylark	91-95	Light Duty Brakes.....	ABS-1105	3.184	48T
CADILLAC					
Allante, Deville, Fleet wood, Eldorado & Seville	86-92	Heavy Duty Brakes	ABS-1101-1	3.417	47T

ABS Ring Applications

MODEL	YEAR	SPECIFICATION	KOTEK #	ID	TEETH
CHEVROLET					
Beretta, Corsica Blazer, Silverado, Suburban Tahoe, K1500, K2500 & K3500					
	92-96	Light Duty Brakes.....	ABS-1105	3.184	48T
	92-94	All Models	ABS-1103	3.918	55T
Cavalier	92-00	Light Duty Brakes.....	ABS-1105	3.184	48T
Lumina	90-99	Heavy Duty Brakes	ABS-1106	3.401	47T
	92-95	Light Duty Brakes.....	ABS-1107	3.108	47T
Metro	95-00	All Models	ABS-2601	2.480	42T
Monte Carlo	95-99	Light Duty Brakes.....	ABS-1106	3.401	47T
Prizm	93-00	All Models	ABS-1103	3.918	55T
CHRYSLER					
300M	99-00	All Models	ABS-1313	2.860	50T
Cirrus	95-97	All Models	ABS-1304	3.300	56T
	98-99	All ('J' Body)	ABS-1314	3.302	46T
Concorde	93-95	All ('LH' Body)	ABS-1302	3.386	50T
	96-97	All Models	ABS-1310	3.382	50T
	98-00	All W/ ABS	ABS-1313	2.860	50T
Fifth Avenue, Imperial & New Yorker	87-93	GKN Axle	ABS-1301	3.307	47T
	91-93	GKN Axle	ABS-1309	3.306	47T
	91-93	Saginaw Axle	ABS-1305	3.242	47T
	94-95	All Models	ABS-1302	3.386	50T
	1996	All Models	ABS-1310	3.382	50T
LeBaron	91-94	GKN Axle	ABS-1301	3.307	47T
	91-95	GKN Axle	ABS-1309	3.306	47T
	91-93	Saginaw Axle	ABS-1305	3.242	47T
LHS	94-95	All Models	ABS-1302	3.386	50T
	96-97	All Models	ABS-1310	3.382	50T
	99-00	All Models	ABS-1313	2.860	50T
Sebring	95-99	All Coupe	ABS-2401	2.594	43T
	96-97	All Convertible	ABS-1304	3.300	56T
	98-99	All Convertible (JX Body)	ABS-1314	3.302	46T
TC By Maserati	89-91	All	ABS-1303	3.307	47T
Town & Country	91-00	GKN Axle	ABS-1309	3.306	47T
	91-94	GKN Axle	ABS-1301	3.307	47T
	91-95	AWD (Rear Axle)	ABS-1311	3.000	47T
	97-00	AWD Rear	ABS-1323	2.244	47T
	97-01	Rear Axle	ABS-1315	2.476	47T
	97-01	AWD Front	ABS-1321	3.424	47T
DODGE					
Avenger	95-97	All Models	ABS-1312	2.598	43T
	95-99	All Models	ABS-2401	2.594	43T
Caravan	91-00	GKN Axle	ABS-1309	3.306	47T
	91-94	GKN Axle	ABS-1301	3.307	47T
	91-95	Rear Axle (AWD)	ABS-1311	3.000	47T
	97-00	AWD Rear	ABS-1323	2.244	47T
	97-01	AWD.....	ABS-1315	2.476	47T
Colt	93-94	1.8L W/ Mitsubishi Shaft	ABS-2401	2.594	43T
Dakota	93-96	4WD	ABS-1308	3.642	56T
Daytona & Dynasty	91-93	GKN Axle	ABS-1301	3.307	47T
	91-93	GKN Axle	ABS-1309	3.306	47T
	91-93	Saginaw Axle	ABS-1305	3.242	47T
Intrepid	93-95	All LH Body	ABS-1302	3.386	50T
	96-97	All Models	ABS-1310	3.382	50T

ABS Ring Applications

MODEL	YEAR	SPECIFICATION	KOTEK #	ID	TEETH
DODGE					
Intrepid	98-00	All W/ ABS	ABS-1313	2.860	50T
Monaco	1992	All Models	ABS-1307	3.104	47T
Neon	1998	M/T ABS Front Left & Right	ABS-1320	3.150	46T
	95-99	All	ABS-1306	3.154	56T
	00-04	M/T	ABS-1316	3.154	56T
	00-04	A/T	ABS-1322	3.037	46T
Shadow & Spirit	91-93	GKN Axle	ABS-1301	3.307	47T
	91-95	GKN Axle	ABS-1309	3.306	47T
	91-94	Saginaw Axle	ABS-1305	3.242	47T
Stealth	91-96	Right, Turbo	ABS-2402	2.362	47T
Stratus	95-99	All Models	ABS-1304	3.300	56T

EAGLE					
Premier	1992	All Models	ABS-1307	3.104	47T
Summit	93-96	1.8L	ABS-2401	2.594	43T
Talon	95-98	2.0L & 2.4L, W/O Turbo	ABS-2401	2.594	43T
Vision	93-95	All LH Body	ABS-1302	3.386	50T
	96-97	All Models	ABS-1310	3.382	50T

FORD					
Aspire	94-97	All Models	ABS-1206	2.559	44T
Contour	95-00	2.5L, 6Cyl.	ABS-1205	3.421	44T
	95-00	2.0L, 4Cyl.	ABS-1208	3.226	44T
Edge	07-14	ABS-1236	80.98	44T
Escape	01-07	All	ABS-1233	3.069	44T
Escort	94-03	All Models	ABS-1204	2.953	44T
Escort ZX2	95-02	All Models	ABS-1207	2.830	44T
Fusion	06-09	All Models	ABS-1219	3.071	44T
Probe	88-92	All Models	ABS-1201	3.071	90T
	93-97	All Models	ABS-1203	3.071	44T
Taurus	86-99	6Cyl.	ABS-1220	3.413	50T
	88-92	All 2.5L & 3.0L	ABS-1210	3.339	50T
	89-96	W/O ATX, 3.411" I.D.	ABS-1202-1	3.429	50T
	92-95	3.2L, SHO, (33 Spline Race), 3.489" I.D.	ABS-1213	3.480	50T
	93-00	ATX, 3.323 I.D.	ABS-1211	3.327	50T
	96-99	3.4L Eng. Front, Left	ABS-1203	3.071	44T
	99-01	ABS-1227	3.414	50T
Thunderbird	00-02	Left & Right (Exc. AX4N Transmission)	ABS-1231	3.410	50T
	00-02	Left & Right	ABS-1232	3.411	50T
Windstar	87-97	Rear Axle	ABS-1214	2.551	50T
	95-99	All	ABS-1212	3.411	50T
	00-04	ABS-1227	3.414	50T

GMC					
K1500, K2500, K3500, Sierra, Suburban & Yukon	92-94	All Models	ABS-1103	3.918	55T

HONDA					
Accord	90-97	Conversion; ID is smaller than ABS-2306-3	ABS-2306-1	3.605	50T
	94-00	Square Tooth Design ID 3.583" w/ Square Teeth	ABS-2306-3	3.583	50T
Civic	92-00	Square Tooth Design	ABS-2307	3.297	50T
	94-95	Front, Right	ABS-2308	3.012	50T
	01-05	All Models	ABS-2314	3.189	50T

ABS Ring Applications

MODEL	YEAR	SPECIFICATION	KOTEK #	ID	TEETH
HONDA					
Civic del Sol	91-96	Round Tooth Design	ABS-2304	3.297	50T
CR-V	97-01	Rear, Left & Right W/ABS	ABS-2313	2.378	50T
Odyssey	95-00	All Models	ABS-2306-3	3.583	50T
Prelude	90-91	All Models	ABS-2301	3.500	50T
	92-96	All Models	ABS-2302	3.583	50T
HYUNDAI					
Accent	95-99	All	ABS-2901	2.984	29T
	00-01	All	ABS-2912	2.440	44T
	00-04		ABS-2916	2.274	44T
	06-07	A/T Front, Left & Right	ABS-2918	2.438	48T
Elantra	94-95	1.8L, Left	ABS-2907	3.268	44T
	94-95	1.8L, Right	ABS-2908	3.366	44T
	94-95	1.8L	ABS-2912	2.440	44T
	96-00	All	ABS-2909	2.438	29T
	99-02		ABS-2912	2.440	44T
Sonata	92-98	Left	ABS-2904	3.265	47T
	92-98	Right	ABS-2903	3.356	47T
	92-01	3.0L	ABS-2902	3.550	47T
	06-08		ABS-2919	2.874	47T
Tiburon	97-00	1.8L	ABS-2909	2.438	29T
	2003	4Cyl.	ABS-2909	2.438	29T
Santa Fe	01-05	6Cyl. A/T ABS, Front, Left & Right	ABS-2914	3.561	52T
	01-04	4WD	ABS-2914	3.561	52T
	01-05	W/ ABS Rear Left & Right	ABS-2915	3.363	52T
	01-05	AWD ABS Front Left & Right	ABS-2914	3.561	52T
INFINITI					
G20	91-96	All Models	ABS-2201	3.031	42T
I30	96-99	All Models	ABS-2204	3.028	46T
ISUZU					
Impulse	91-92	2WD	ABS-2501	3.110	42T
Oasis	96-00	All Models	ABS-2306-3	3.583	50T
JEEP					
Grand Cherokee	91-92	Wagoner, .760" Teeth	ABS-1402	2.576	48T
Grand Wagoneer	93-98	All, 1.162" Wide Teeth	ABS-1401	2.730	54T
KIA					
Rio	01-05	Front, Left & Right	ABS-2917	2.678	44T
Sedona	02-05	Front, Left & Right	ABS-2913	3.526	54T
	06-08	Front, Left & Right	ABS-2920	2.204	54T
Sephia	94-97	1.8L	ABS-2906	2.953	44T
	2001		ABS-4205	3.228	46T
Spectra	02-04		ABS-4205	3.228	46T
LAND ROVER					
Range Rover	96-02	Front, Left & Right	ABS-4206	3.245	60T
	03-07	Front, Left & Right	ABS-4207	3.700	48T
LEXUS					
ES300	90-00	GKN Axle	ABS-2102	3.150	48T
	02-05	All Models	ABS-2107	2.756	48T

ABS Ring Applications

MODEL	YEAR	SPECIFICATION	KOTEK #	ID	TEETH
LEXUS					
ES330	02-05	All Models	ABS-2107	2.756	48T
GS300	93-97	Rear Axle W/ Traction Control	ABS-2103	3.150	48T
LS700	90-94	Rear Axle W/ Traction Control	ABS-2103	3.150	48T
SC300 & SC400	92-97	Rear Axle W/ Traction Control	ABS-2103	3.150	48T
LINCOLN					
Continental	88-92	All Models	ABS-1202-1	3.429	50T
	89-94	ABS-1220	3.413	50T
	89-94	Front, Left	ABS-1230	3.488	50T
	95-00	Left & Right	ABS-1218	3.492	50T
		All	ABS-1213	3.480	50T
95-01	Front, Left & Right.....	ABS-1230	3.488	50T	
Mark	93-98	All Models	ABS-1214	2.551	50T
MKS	07-14	ABS-1236	80.98	44T
LS	00-01	Rear, Left & Right	ABS-1228	3.607	46T
MAZDA					
626, MX6	88-92	All Models	ABS-1201	3.071	90T
	93-00	All Models	ABS-1203	3.071	44T
	2002	All Models	ABS-1219	3.071	44T
929	88-91	All Models	ABS-1215	3.071	90T
	92-95	All Models	ABS-1216	3.228	48T
MX3	92-95	1.8L, 6Cyl.....	ABS-1204	2.953	44T
	94-95	1.6L, 4Cyl.....	ABS-1209	2.638	44T
Miata, MX5	91-95	All Models	ABS-1209	2.638	44T
Millenia	96-99	Left	ABS-1219	3.071	44T
	95-00	All Models	ABS-1203	3.071	44T
	2002	ABS-1219	3.071	44T
MPV	96-98	All Models	ABS-1203	3.071	44T
	02-05	ABS-1219	3.071	44T
Protégé	95-98	1.8L (M/T)	ABS-1204	2.953	44T
	95-98	All (Exc. 1.8L M/T)	ABS-1207	2.830	44T
	99-01	1.6L	ABS-2502	2.835	44T
	99-00	1.8L	ABS-2502	2.835	44T
	01-03	2.0L	ABS-2502	2.835	44T
Tribute	01-04	All Models	ABS-1233	3.069	44T
MERCURY					
Cougar	89-97	All Models	ABS-1214	2.551	50T
	99-00	2.0L, 4Cyl.....	ABS-1208	3.226	44T
		2.5L, 6Cyl.....	ABS-1205	3.421	44T
Mystique	95-00	2.0L, 4Cyl.....	ABS-1208	3.226	44T
		2.5L, 6Cyl.....	ABS-1205	3.421	44T
Sable	86-95	6Cyl.	ABS-1220	3.413	50T
	88-92	All 2.5L & 3.0L.....	ABS-1210	3.339	50T
	89-95	All, 3.411 I.D.	ABS-1202-1	3.429	50T
	93-00	ATX, 3.323 I.D.	ABS-1211	3.327	50T
Tracer	95-97	2.5L, 6Cyl.....	ABS-1205	3.421	44T
	94-99	All Models	ABS-1204	2.953	44T
Villager	93-00	All Models	ABS-2207	3.385	50T
300GT	91-96	All Models	ABS-2402	2.362	47T
Diamante	97-01	All Models	ABS-2403	2.833	43T

ABS Ring Applications

MODEL	YEAR	SPECIFICATION	KOTEK #	ID	TEETH
MITSUBISHI					
Eclipse	95-99	2.0L, 2.4L, W/O Turbo	ABS-2401	2.594	43T
	06-08	ABS-2405	2.440	43T
Galant	94-98	All Models	ABS-2401	2.594	43T
	04-08	ABS-2405	2.440	43T
Lancer	02-04	All Exc. Evolution	ABS-2406	2.227	43T
	02-04	ABS-2920	2.204	54T
Mirage	93-99	1.8L	ABS-2401	2.594	43T
Montero	01-05	Front, Left & Right.....	ABS-2404	3.307	50T
Endeavor	04-07	ABS-2405	2.440	43T
NISSAN / DATSUN					
200SX	95-97	2.0L	ABS-2203	2.670	42T
	95-99	1.6L	ABS-2203	2.670	42T
Altima	93-99	All Models	ABS-2202	3.029	44T
Maxima	89-94	All Models	ABS-2206	3.382	46T
	92-94	M/T W/ Locking Differential.....	ABS-2210	2.995	46T
	95-99	All Models	ABS-2204	3.028	46T
	00-01	All Models	ABS-2211	3.029	44T
Quest	93-99	All Models	ABS-2207	3.385	50T
Sentra	91-94	2.0L	ABS-2203	2.670	42T
	91-99	1.6L	ABS-2203	2.670	42T
Stanza	90-92	All Models	ABS-2205	3.382	44T
OLDSMOBILE					
88, 98 Regency, Delta & Royale					
	88-91	Heavy Duty Brakes	ABS-1101-1	3.417	47T
Achieva	92-95	Light Duty Brakes.....	ABS-1105	3.184	48T
Calais	1991	Light Duty Brakes.....	ABS-1105	3.184	48T
Cutlass Supreme	88-94	Heavy Duty Brakes	ABS-1106	3.401	47T
	1995	Light Duty Brakes.....	ABS-1107	3.108	47T
Toronado, Trofeo	87-92	Heavy Duty Brakes	ABS-1101-1	3.417	47T
PLYMOUTH					
Acclaim	91-93	GKN Axle	ABS-1301	3.307	47T
	91-95	GKN Axle	ABS-1309	3.306	47T
		Saginaw Axle	ABS-1305	3.242	47T
Breeze	96-97	All Models	ABS-1304	3.300	56T
	98-99	All 'JA' Body	ABS-1314	3.302	46T
Sundance	1993	GKN Axle	ABS-1301	3.307	47T
	93-94	GKN Axle	ABS-1309	3.306	47T
		Saginaw Axle	ABS-1305	3.242	47T
Voyager	91-94	GKN Design Axle	ABS-1301	3.307	47T
	91-00	GKN Design Axle	ABS-1309	3.306	47T
	91-95	AWD (Rear Axle)	ABS-1311	3.000	47T
PONTIAC					
6000	88-90	Heavy Duty Brakes	ABS-1102	3.230	98T
Bonneville	87-91	Heavy Duty Brakes	ABS-1101-1		
Grand Am	91-96	Light Duty Brakes.....	ABS-1105	3.184	48T
Grand Prix	88-94	Heavy Duty Brakes	ABS-1106	3.401	47T
	92-96	Light Duty Brakes.....	ABS-1107	3.108	47T
Sunbird	92-94	Light Duty Brakes.....	ABS-1105	3.184	48T
Sunfire	95-00	Light Duty Brakes.....	ABS-1105	3.184	48T
















ABS Ring Applications

MODEL	YEAR	SPECIFICATION	KOTEK #	ID	TEETH
PONTIAC					
Vibe	03-06	All Models	ABS-2107	2.756	48T
SAAB					
9-3	02-99	2.3L Front, Left & Right	ABS-4204	2.976	29T
9-5	01-99	Front, Left & Right	ABS-4204	2.976	29T
900	86-89	All Models	ABS-4201	2.207	94T
	94-98	All Models	ABS-4203	2.640	29T
9000	86-89	All Models	ABS-4201	2.207	94T
	90-98	All Models	ABS-4202	2.205	46T
SATURN					
SC, SL & SW	91-99	All	ABS-1104	2.900	47T
S Series	00-Up		ABS-4203	2.640	29T
SCION					
XA & XB	03-04	All Models	ABS-2107	2.756	48T
STERLING					
825 & 827	87-90	All Models	ABS-5101	3.483	45T
SUBARU					
Impreza	00-04	Front, Left & Right	ABS-2701	2.795	44T
Forester	00-04	Front, Left & Right	ABS-2701	2.795	44T
Legacy	00-04	Front, Left & Right	ABS-2701	2.795	44T
SUZUKI					
Aerio	02-07	All Models	ABS-2602	2.479	42T
Esteem	1995	All Models	ABS-2601	2.480	42T
Swift	95-00	All Models	ABS-2601	2.480	42T
TOYOTA					
Avalon	90-00	All Models	ABS-2102	3.150	48T
Camry	92-00	All Models	ABS-2102	3.150	48T
	02-06	All Models	ABS-2107	2.756	48T
Celica	88-93	All-Track (Rear Axle)	ABS-2104	2.750	48T
	88-93	RR / LR	ABS-2106	3.150	48T
	90-99	Front Axle	ABS-2102	3.150	48T
	00-04	All Models	ABS-2107	2.756	48T
Corolla	93-00	All Models	ABS-2102	3.150	48T
	03-08	All Models	ABS-2107	2.756	48T
Highlander	01-05	All Models	ABS-2107	2.756	48T
MR2	91-95	All Models	ABS-2102	3.150	48T
Paseo	93-97	All Models	ABS-2101	2.740	48T
Previa	91-97	All Models	ABS-2104	2.750	48T
	91-95	All Trac	ABS-2105	2.740	48T
Prius	01-03	All Models	ABS-2107	2.756	48T
Rav4	01-05	All Models	ABS-2107	2.756	48T
Sienna	98-00	All Models	ABS-2102	3.150	48T
Solara	04-06	All Models	ABS-2107	2.756	48T
	92-00	All Models	ABS-2102	3.150	48T
Tercel	93-94	All Models	ABS-2101	2.740	48T















ABS Ring Applications

MODEL	YEAR	SPECIFICATION	KOTEK #	ID	TEETH
VOLKSWAGEN					
Eurovan	93-00	All Models	ABS-3401	3.506	48T
	93-96	AT Front Left, MT Front, Left & Right	ABS-3402	3.505	48T
Passat	98-01	6Cyl.	ABS-3303	3.034	45T
VOLVO					
850	91-97	All Models	ABS-4101	2.837	48T
C70	97-99	All Models	ABS-4101	2.837	48T
S40	01-04	ABS-4102	2.835	43T
S60	01-04	All Models	ABS-4101	2.837	48T
S70 & V70	97-03	2WD, W/O Turbo	ABS-4101	2.837	48T
S80	99-04	All Models	ABS-4101	2.837	48T
V40	01-04	ABS-4102	2.835	43T
XC90	03-04	All Models	ABS-4101	2.837	48T











ABS Ring Illustrations

<p>ABS-1101-1</p> 	<p>ABS-1102</p> 	<p>ABS-1103</p> 
<p>ABS-1104</p> 	<p>ABS-1105 = ABS-1109</p> 	<p>ABS-1106</p> 
<p>ABS-1107</p> 	<p>ABS-1110</p> 	<p>ABS-1201</p> 
<p>ABS-1202-01</p> 	<p>ABS-1203</p> 	<p>ABS-1204</p> 
<p>ABS-1205 = ABS-1224</p> 	<p>ABS-1206</p> 	<p>ABS-1207 = ABS-1222</p> 







ABS Ring Illustrations

<p>ABS-1208 = ABS-1225</p>  <p>A silver-colored ABS ring with a white tag labeled ABS-1208.</p>	<p>ABS-1209</p>  <p>A gold-colored ABS ring with a white tag labeled ABS-1209.</p>	<p>ABS-1210</p>  <p>A gold-colored ABS ring with a white tag labeled ABS-1210.</p>
<p>ABS-1211</p>  <p>A silver-colored ABS ring with a white tag labeled ABS-1211.</p>	<p>ABS-1212</p>  <p>A silver-colored ABS ring with a white tag labeled ABS-1212.</p>	<p>ABS-1213</p>  <p>A silver-colored ABS ring with a white tag labeled ABS-1213.</p>
<p>ABS-1214</p>  <p>A silver-colored ABS ring with a white tag labeled ABS-1214.</p>	<p>ABS-1215</p>  <p>A silver-colored ABS ring with a white tag labeled ABS-1215.</p>	<p>ABS-1216</p>  <p>A gold-colored ABS ring with a white tag labeled ABS-1216.</p>
<p>ABS-1217</p>  <p>A silver-colored ABS ring with a white tag labeled ABS-1217.</p>	<p>ABS-1218</p>  <p>A silver-colored ABS ring with a white tag labeled ABS-1218.</p>	<p>ABS-1219</p>  <p>A gold-colored ABS ring with a white tag labeled ABS-1219.</p>
<p>ABS-1220</p>  <p>A gold-colored ABS ring with a white tag labeled ABS-1220.</p>	<p>ABS-1227</p>  <p>A silver-colored ABS ring with a white tag labeled ABS-1227.</p>	<p>ABS-1228</p>  <p>A silver-colored ABS ring with a white tag labeled ABS-1228.</p>

ABS Ring Illustrations

<p>ABS-1230</p> 	<p>ABS-1231</p> 	<p>ABS-1232</p> 
<p>ABS-1233</p> 	<p>ABS-1236</p> 	<p>ABS-1301 = ABS-1318</p> 
<p>ABS-1302 = ABS-1317</p> 	<p>ABS-1303</p> 	<p>ABS-1304 = ABS-1319</p> 
<p>ABS-1305</p> 	<p>ABS-1306</p> 	<p>ABS-1307</p> 
<p>ABS-1308</p> 	<p>ABS-1309</p> 	<p>ABS-1310</p> 






ABS Ring Illustrations

ABS-1311 	ABS-1312 	ABS-1313 
ABS-1314 	ABS-1315 	ABS-1316 
ABS-1320 	ABS-1321 	ABS-1322 
ABS-1323 	ABS-1401 	ABS-1402 
ABS-2101 	ABS-2102 	ABS-2103 

ABS Ring Illustrations

<p>ABS-2104</p> 	<p>ABS-2105</p> 	<p>ABS-2106</p> 
<p>ABS-2107</p> 	<p>ABS-2201</p> 	<p>ABS-2202</p> 
<p>ABS-2203</p> 	<p>ABS-2204</p> 	<p>ABS-2206</p> 
<p>ABS-2207</p> 	<p>ABS-2210</p> 	<p>ABS-2211</p> 
<p>ABS-2212</p> 	<p>ABS-2301 = ABS-2310</p> 	<p>ABS-2302</p> 

ABS Ring Illustrations

<p>ABS-2303</p> 	<p>ABS-2304 = ABS-2308</p> 	<p>ABS-2305</p> 
<p>ABS-2306-03</p> 	<p>ABS-2307</p> 	<p>ABS-2313</p> 
<p>ABS-2314</p> 	<p>ABS-2401</p> 	<p>ABS-2402</p> 
<p>ABS-2403</p> 	<p>ABS-2404</p> 	<p>ABS-2405</p> 
<p>ABS-2406</p> 	<p>ABS-2501</p> 	<p>ABS-2502</p> 









ABS Ring Illustrations

ABS-2601 	ABS-2602 	ABS-2701 
ABS-2901 	ABS-2902 	ABS-2903 
ABS-2904 	ABS-2906 	ABS-2907 
ABS-2908 	ABS-2909 	ABS-2912 
ABS-2913 	ABS-2914 	ABS-2915 

ABS Ring Illustrations

<p>ABS-2916</p> 	<p>ABS-2917</p> 	<p>ABS-2918</p> 
<p>ABS-2919</p> 	<p>ABS-2920</p> 	<p>ABS-3201</p> 
<p>ABS-3202</p> 	<p>ABS-3203</p> 	<p>ABS-3301</p> 
<p>ABS-3302</p> 	<p>ABS-3303</p> 	<p>ABS-3401</p> 
<p>ABS-3402</p> 	<p>ABS-4101</p> 	<p>ABS-4102</p> 

ABS Ring Illustrations

<p>ABS-4201</p>  A circular metal ring with a serrated outer edge and a smooth inner edge. A white tag with the text "ABS-4201" is attached to the ring.	<p>ABS-4202</p>  A circular metal ring with a serrated outer edge and a smooth inner edge. A white tag with the text "ABS-4202" is attached to the ring.	<p>ABS-4203</p>  A circular metal ring with a serrated outer edge and a smooth inner edge. A white tag with the text "ABS-4203" is attached to the ring.
<p>ABS-4204</p>  A circular metal ring with a serrated outer edge and a smooth inner edge, shown without a tag.	<p>ABS-4205</p>  A circular metal ring with a serrated outer edge and a smooth inner edge. A white tag with the text "ABS-4205" is attached to the ring.	<p>ABS-4206</p>  A circular metal ring with a serrated outer edge and a smooth inner edge. A white tag with the text "ABS-4206" is attached to the ring.
<p>ABS-4207</p>  A circular metal ring with a serrated outer edge and a smooth inner edge, shown without a tag.	<p>ABS-5101</p>  A circular metal ring with a serrated outer edge and a smooth inner edge. A white tag with the text "ABS-5101" is attached to the ring.	